

2020 AP TESTING GUIDE

Adapted from:
Collegeboard Materials

AP LANGUAGE TEST

Wednesday, May

20th

11am

**Note: Your AP Classroom is going to say 2pm, but that is EASTERN
STANDARD TIME, we are in PACIFIC STANDARD TIME

Table of Contents

My notes

1.

2.

3.



AP EXAM E-Ticket



WHAT TO EXPECT



UPLOAD OPTIONS



TESTING ENVIRONMENT



STEPS TO TAKE
BEFORE EXAM DAY



EXAM SECURITY



COLLEGEBOARD LINKS

AP EXAM E-TICKET

- You will get it via email
two days before test
- Also can be accessed at
myAP.collegeboard.org
- Can't be shared- it will
invalidate your test

YOU WILL
CLICK HERE
TO LOGIN TO
YOUR TEST

CollegeBoard AP

Your AP Biology Exam E-Ticket

Hi, Student,

Your AP Biology Exam is several days from now.

Student Name

AP ID:
XXXXXXXXXX

AP Subject, Date
Time: Your Local Equivalent of Time p.m.
Eastern Daylight Time [Find your local time](#)

Go to Exam

Ticket will activate 30 mins before your exam.

WHAT TO EXPECT

**LOGIN 30 minutes
before test begins**

To answer questions and verify it is you
taking the test

You are only allowed
TWO open tabs for
security purposes

AP 2020 Exam

AP 2020 Exam

Enter Your AP ID
Please enter your ID to access your exam.
[You can find your AP ID in the email used to access this site.]

56W15024

Continue

Time Until Exam Starts
00:03:02


You can only use these
browsers:



You cannot use:



Once logged in,
don't hit back
or refresh
buttons on
browser



WHAT TO EXPECT

TIMER WILL BE
DISPLAYED ON
PROMPT PAGE

You have 45 minutes to write,
and at 5 minutes, the timer
will turn **red**, which means it is
time to submit

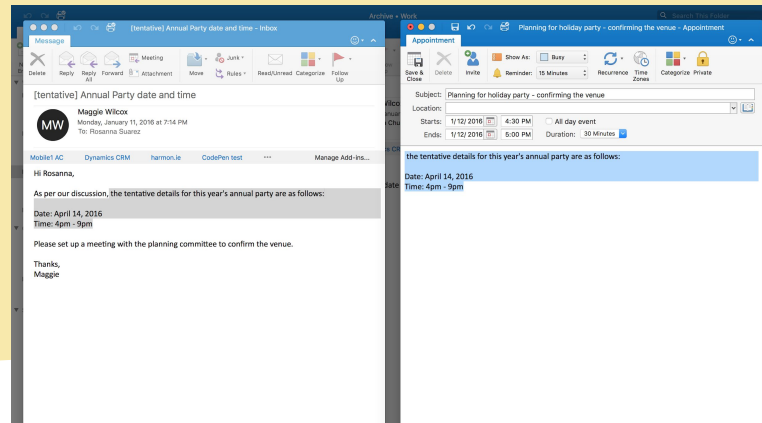
Time Left to Submit Work
00:18:02

Time Left to Submit Work
00:04:59

Adjust screen to have a side-by-side view

In order to keep your eye on the timer and the text, make sure
you have the prompt open on one screen, and the doc on
another

*if you don't know how to do this, youtube it "How to make screen side by side for
(MAC, WINDOWS, CHROMEBOOK)



UPLOAD OPTIONS: copy/paste, attach text; attach photos

COPY/ PASTE

DO THIS ONE!!!

Type it up on a separate doc, and then copy and paste into submit box

Attach a text

You can type it up, and save as a .doc, .docx, .pdf, or .txt, then attach it to the assignment and submit

Attach photo(s)

You can handwrite it out and attach up to 5 photos, *but the test must be opened on a tablet/ smartphone for this option-- You can't use a computer*

ONCE YOU UPLOAD, YOU HAVE TO PUSH
SUBMIT by the END OF THE TIMER!!

Make sure you wait for the CONFIRMATION OF SUBMISSION

At the TOP of your submission,
you must include:

- your AP ID (found on your e-ticket)
- your INITIALS



TESTING ENVIRONMENT

**FIND a QUIET
SPACE to
TEST**

**REMOVE
DISTRACTIONS**

**AVOID
DISRUPTIONS**

DOs/ DON'Ts

Make sure you notify
your family you will be
testing and ask for
noises to be kept
down

Turn phone on Do
Not Disturb

Have water bottle to
hydrate, so you don't
have to get up in
middle of test

Plug in device to avoid
low battery or shut off

Ask everyone in
household to avoid
video games/
streaming tv or music
to preserve bandwidth

No online annotations

Can print out passage
to annotate by hand if
you have a printer

Can use Google doc
grammar and spell
check

STEPS TO TAKE BEFORE EXAM DAY

CHECK YOUR CONTACT INFORMATION

No emails from CollegeBoard? Check myap.collegeboard.org.

-Click on profile at top right-hand corner

-Go to Account Settings, confirm email address- If you need to change, do it, then click UPDATE

Step 1

CHECK YOUR TECH/DEVICE

Decide if you are going to use Google Doc or handwriting

- On your computer, if you have the GRAMMARLY plug-in, the test won't work, [so please remove the plug-in](#)

Step 2


PRACTICE SUBMITTING YOUR RESPONSE

Available May 4th, CB will have a [demo](#) available that will walk you through the steps to submit-- just to practice
-If you try on May 4, and it doesn't work, then contact your teacher to troubleshoot

Step 3

GATHER WHAT YOU NEED FOR EXAM DAY

- Exam E-ticket
- [Exam Day Checklist](#)
- Device
- Check Internet/Data
- Class notes/ Study Guides
- [Review AP Exam 2020 Youtube Videos](#)



*must be downloaded to prevent collaboration violations

Step 4

EXAM SECURITY

CollegeBoard has create sophisticated security measures to minimize cheating-- So, don't even attempt it

- **Responses will be:**
 - Scanned by plagiarism detection software
 - Shared directly to your teachers

Students that violate exam security will face consequences, such as:

- Names reported to college admissions offices for attempted cheating
- AP exam scores cancelled



Exam Day

One-Question Exams (English and History exams)

Timing	Online Exam	Word Processing Application or Paper
30 minutes before your local start time	Check-In <ul style="list-style-type: none">• Use e-ticket to check in to exam• Complete identity information• Wait for exam to begin automatically	
45 minutes	Question Appears <ul style="list-style-type: none">• Read question	Develop Response
5 minutes	Submit Response <ul style="list-style-type: none">• Exam is completed	

COLLEGEBOARD RESOURCES

[Updates for AP Students Affected by Coronavirus](#)

[myAP Classroom login](#)

[AP CollegeBoard EXAM TESTING GUIDE](#)

[AP Exam Day Checklist](#)

[AP EXAMS 2020 Youtube Videos](#)

[HOW TO confirm your email](#)